

GUIDELINE

for International Students Participating
in **Suranaree University of Technology**
Cooperative Education in Thailand



Table of Content

- **ABOUT SUT**
- **TRAVEL TO SUT**
- **SUT CAMPUS**
- **SUT DORMITORY**
- **SUT FACILITIES**
- **VISA EXTENSION**
- **MUST KNOW**
- **EMERGENCY CONTACT**

AND MORE

- **THAI FOOD**
- **BASIC THAI LANGUAGE**
- **THAI CULTURE**
- **DO'S & DON'TS**
- **TOURIST ATTRACTION PLACES**



About SUT

Suranaree University of Technology – SUT:

Thailand's first autonomous public university and located in Nakhon Ratchasima Province, popularly known as Korat, about 260 kilometers northeast of Bangkok, is a science and technology oriented university aiming at researching, adapting, transferring and developing technology for the sustainable development of society.

SUT is the first higher education institution in Thailand, which integrates cooperative education into its undergraduate curriculum. For at least 16 weeks, students are required to work in an enterprise. Such work engagement enables a profound integration of academic and professional crucial for achieving professional success in the diverse workforce.





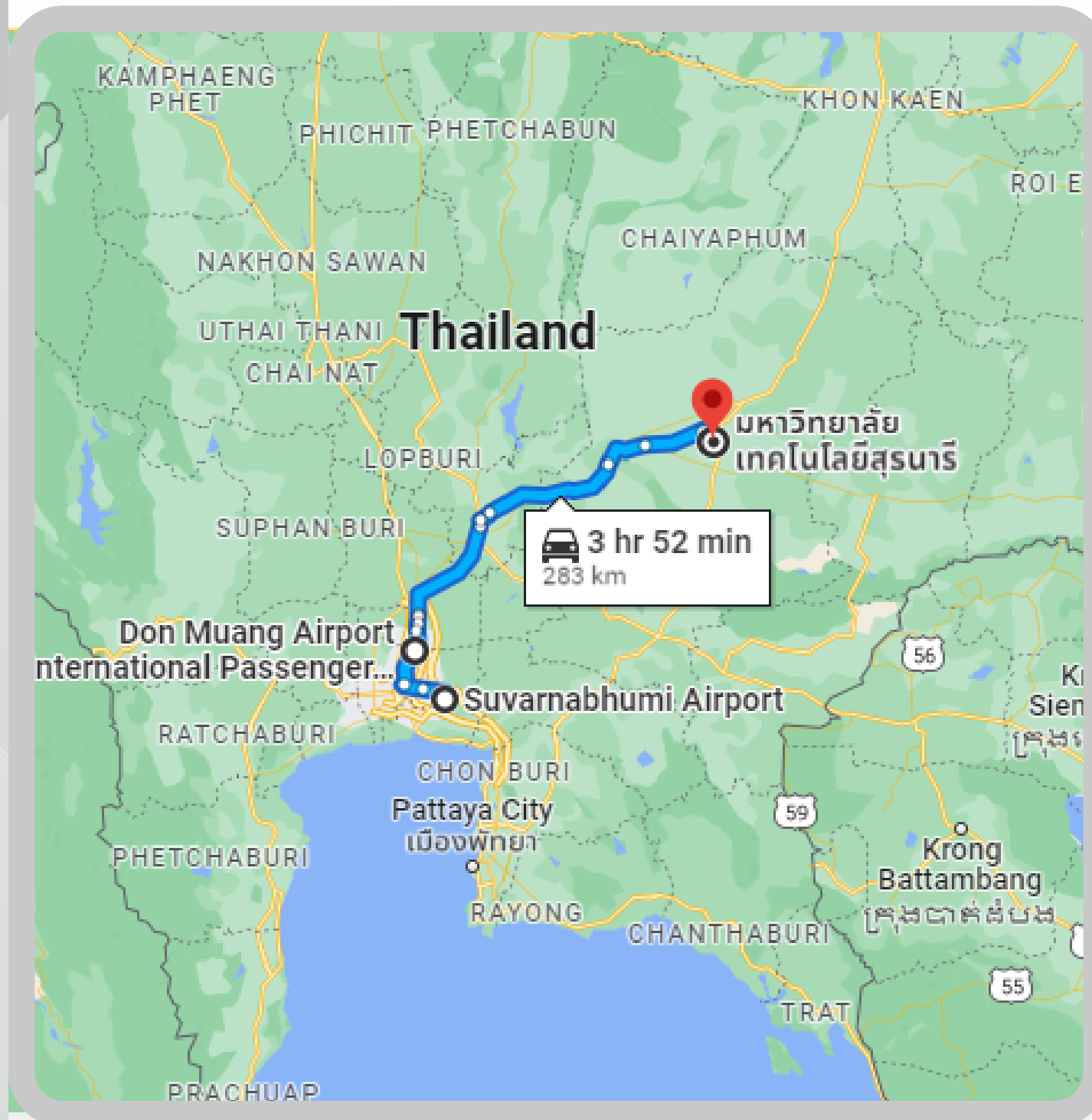
Innovation and Sustainable University



- Located in Nakhon Ratchasima Province
- Established on 27 July 1990
- Named after Thao Suranaree, the local heroine
- A National Research Universities of Thailand
- Specializing in science and technology



Travel to SUT



Arrive at Airport



1. DMK-Don Muang Airport
2. BKK-Suvarnabhumi Airport



How to get to SUT

1. By Pick Up Service at Airport
2. By SUT Pool Van
3. By Public Transportation





PICK UP SERVICE AT AIRPORT


- DMK-Don Muang Airport
- BKK-Suvarnabhumi Airport

Visitor must confirm the flight and submit e-ticket at least 2 weeks before the arrival date. Center for International Affairs (CIA) is the office in charge to arrange for an airport pick up service for international visitors which depends upon an agreement prior the visitor's arrival if the fee is waived or to be charged. It will take around 4 hours drive to SUT.



- Buy a Thai SIM CARD at service company booth at airport
- Call coordinator to the phone number provided
- Go to exit gate at arrival floor
- Get to SUT vehicle and travel to SUT





SUT POOL VAN



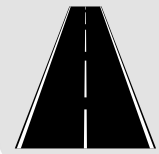
at SUT Co-ordinating Office (Bangkok).

Visitor must confirm to use the SUT pool van service at least a weeks before travel date. Center for International Affairs (CIA) is the office in charge to reserve SUT pool van seat for international visitors which depends upon an agreement prior the visitor's arrival, the service is free of charge.



- Arrive at SUT Bangkok office at Phaya Thai Plaza Building (near Phaya Thai BTS station), 22nd floor before 1 PM
- Check-in with SUT Bangkok Office Staff
- Get to SUT vehicle and travel to SUT





PUBLIC TRANSPORTATION



Bus

There are bus companies operating regular bus service between Bangkok and Nakhon Ratchasima (Korat). The buses leave from Bangkok's Northeastern Bus Terminal (also called Morchit Mai Bus Station, หมอชิตใหม่-กำแพงเพชร 2) to arrive at Nakhon Ratchasima (Korat) New Bus Station (สถานีขนส่งนครราชสีมาใหม่). In Bangkok, tickets are sold at booths on the 3rd floor of the terminal building, the first class air-conditioned bus companies as follows;
Rachasima Tour Co. / Suranaree Air Co. / Air Korat Pattana Co. / Nakhonchai 21 / Nex Express
Please avoid taking buses of other companies, buses of these companies leave from different platforms on the bus station's ground floor. The one way ticket price is around 250THB.



Taxi


To rent a private taxi or use Grab Car, the fee is around 4,000-5,000THB from Bangkok to Nakhon Ratchasima.



Train

It takes between 5 and 6 hours from Bangkok to Nakhon Ratchasima. There are two types of the trains the fastest train and the slowest train. See more information at <https://www.dticket.railway.co.th/>





SUT Campus

1 SUT HOSPITAL

2 SURAWIWAT SCHOOL

3 THE REGIONAL OBSERVATORY FOR THE PUBLIC, NAKHON RATCHASIMA

4 BUTTERFLY PARK

5 SURASAMMANAKHAN HOTEL

6 TECHNOPOLIS

7 SYNCHROTRON LIGHT RESEARCH INSTITUTE

8 F 1-6 BUILDING

9 F 7 BUILDING

10 F 9 BUILDING

11 F 10 BUILDING

12 F 11 BUILDING

13 F 12 BUILDING

14 F 14 BUILDING

15 C 1 BUILDING

16 C 2 BUILDING

17 ADMINISTRATIVE BUILDING

18 SUT LIBRARY

19 CLASSROOM BUILDING

20 SPORT COMPLEX

21 DORMITORY ZONE

1 SURANAREE GATE

2 SITHONGCHAI GATE

3 WILAISILA GATE

4 KANLAYANAMIT GATE

1 SURANAPA TOWER

2 AMPHITHEATER



- 4 Gates
- S=Dormitory
- C=Academic Building
- B=Classroom Building
- F=Laboratory
- Est. area 2,700 acres

SUT Dormitory



Suranivet Dormitory 9 (S9)

- Shared toilet
- Warm water
- No air conditioner

Long stay: 2,900THB/term

Short stay: 150THB/day

Condition: 3 students/room



Suranivet Dormitory 18 (S18)

- Private toilet
- Warm water
- With air conditioner

Long stay: 6,500THB/term

+ 7,000THB insurance deposit

Short stay: 200THB/day

Condition: 3 students/room



SUT Facilities



Library



Hospital



Lab



Gym



Visa Extension



For Visa type **Non-immigrant ED**, will get 90 days for first arrival visa to staying in Thailand, If the student's program is longer than 90 days student has to extend the visa to fit the period of stay in Thailand, please study information below.

Visa Regulations:

1. You must apply for a **visa extension** BEFORE the date your visa expires (30 days before).
2. This application must be done in person at the Nakhon Ratchasima Immigration Office.
3. Whenever you leave Thailand, whether by land or by air, your visa will automatically become invalid. In order to be able to return to Thailand, you must apply for a **Re-entry Permit** at the Immigration office BEFORE leaving Thailand.
4. You must report to the Immigration Office every 90 days, it's called **90 Days Report** counting from the day you have entered Thailand.

Visa Renewal: The following documents will need to be submitted with your visa application:

1. A letter of request for visa extension from SUT (letter from SUT to Immigration Office), the Center for International Affairs (CIA) will prepare it for student.
2. A copy of Acceptance of Student Exchange Program letter
3. A copy of passport (Visa page and arrival stamp page)
4. Application for extension of temporary stay in the Kingdom – TM.7 form (download at <https://goo.gl/2fp2WN>) + Visa fee 1,900 THB

Procedure:

1. Center for International Affairs CIA will prepare the visa extension letter for student
2. Student must come to SUT and go to Immigration office within 30 days before your visa expire.
4. Bring documents No.1, 2, 3 and completed form, No. 4 to the Immigration Office to apply for visa extension.

Re-entry Permit (TM.8 Form): There are single Re-entry Permit (1,000 Baht) and multiple Re-entry Permits (3,900 Baht). Student may apply for a Re-entry together with visa extension application, so that document No.8 is required, or at any other time.

90-days Report (TM. 47 Form): Do not forget to do your 90 days report at Immigration Office (every 90 days plus/minus 7 days). If you forget to do this, you will be fined 2000 Baht, and there will be an extra fine for every extra day. Student can do the 90 Days report online at <https://www.immigration.go.th/>

Note: The above information is correct to our best knowledge. Immigration rules may change, however, at any time without prior announcement.



Must Know



- **Insurance:** Student must purchase a health and accident insurance before enter Thailand with a coverage during the staying period in Thailand.
- **Arrival Report:** After enter Thailand, student must send information to Center for International Affairs (CIA) for arrival report, including a copy of passport and arrival stamp on the passport. Failed to do the arrival report student will not be able to extend visa.



Emergency Contact

 ISO 9001 : 2015

For Emergency case > LINE (@SUT.SOS)"



- Rapid Repair
- Emergency Call
- Complaint
- Share Location

LINE @SUT.SOS

QUICK RESPONSE WITHIN 10 MINUTES

****ประสานงาน และส่งต่อให้หน่วยงานที่เกี่ยวข้องภายใน 10 นาที****

ติดต่อสอบถาม : ส่วนอาคารสถานที่ ☎ 0 4422 5210 f ส่วนอาคารสถานที่ มหาวิทยาลัยเทคโนโลยีสุรนารี @SUT.SOS

On campus only emergency case



Tourist Police 1155

Police (General Emergency Call) 191

Fire 199

National Disaster Warning Centre 1860

Medical Emergency Call 1669



+ Additional Content

- **Thai Food**
- **Basic Thai language**
- **Thai Culture**
- **DO'S & DON'TS**
- **Tourist Attraction Places**





Thai Food



Khao Soi (Northern curry noodle soup)
50-80THB



Pad Kra Pao Kai (Holy Basil Chicken Stir-Fry)
50-70THB



Pad Thai (Thai Style Stir Fried Noodles)
50-70THB



Som Tam Thai (Papaya Salad)
35-60THB

*The price per dish based on the local market or school canteen at the fancy restaurant the price will be higher





Basic Thai Language



- Hello – Sawadee khrup/ka
- Yes – Chai (khrup/ka)
- No – Mai (khrup/ka)
- Maybe – Aaj ja (khrup/ka)
- Thank you – khop khun (khrup/ka)
- Sorry/excuse me – Khor thoad khrup/ka
- Where is the restroom- Hong nam yoo tee nai khrup/ka?
- I need a doctor- Phom dong gaan hai mor maa raak sa khrup/ka
- No worries- Mai pen rai
- Can you speak English? = Kun pood paasaa anggrit dai mai

Sawadee khrup



Source: <https://www.adventureinyou.com/thailand/basic-thai-for-travelers-essential-phrases-need-know/>





Greetings "Wai"

Placing of two palms together, with fingertips touching the nose. A wai indicates the level of respect for another person and is an acknowledgement of seniority



Buddhism in Thailand


The prominent form of Buddhism practised in Thailand is Theravada Buddhism. Followers of Theravada Buddhism take refuge in the 'Triple Gem': the teacher (Buddha), the teaching (dhamma) and the monastic community (the Sangha). There are also other religions in Thailand.



Songkran Day or Thai New Year

The Thai people believe that water is spiritually purifying: it cleanses you of any bad luck or grievances from the past year, and blesses you with fortune and happiness for the year ahead. Songkran festival has developed into a kingdom-wide water fight, occurring in April 13-15 every year.

Thai Culture



Source: <https://culturalatlas.sbs.com.au/thai-culture>

<https://theculturetrip.com/asia/thailand/articles/songkran-thailand-s-water-festival/>



DO'S & DON'TS



- Do dress properly when visiting a temple
- Do eat with a spoon
- Do smile a lot
- Do ensure that you have a visa
- Do make sure you have adequate travel insurance



- Don't show disrespect towards the Thai Royal Family
- Don't touch a Thai woman without consent
- Don't be overly affectionate in public
- Don't place your feet on the table
- Don't be offended by questions about age, marital status or what you do for a living
- Don't overstay your visa



Source: <https://www.thaizer.com/thailand-dos-and-donts/>



Tourist Attraction Places



The Grand Palace, Bangkok

The Grand Palace should definitely be at the top of your list. This is the number one sightseeing attraction in the city, and it's staggering in both historical significance and craftsmanship.



Khao Yai National Park, Nakhon Ratchasima

Here, you'll run into elephants roaming near rivers, exotic birds of prey, monkeys, and plenty of other tropical creatures that call the park home. The park is also home to many waterfalls, including the 150-meter-tall Haew Narok



Phimai Historical Park, Nakhon Ratchasima

One of the largest Hindu Khmer temples in the country. It dates back to the 11th or 12th centuries. In fact, it was connected with Angkor (in present day Cambodia) by an ancient Khmer roadway. If you've ever visited or seen pictures of Angkor Wat you'll recognize the gorgeous, elaborate architecture.



Phi Phi Islands, Krabi

One of Thailand's most popular resort areas for a reason-the clear blue waters, the soft sand, the breathtaking views that go on forever.

<https://www.planetware.com/tourist-attractions/thailand-tha.htm>





WELCOME TO

SURANAREE UNIVERSITY OF TECHNOLOGY

THAILAND

ENJOY YOUR STAY, THANK YOU

Editor: Center for International Affairs Tel. +6644224145 email: cia@g.sut.ac.th